




PLATFORM SCREEN DOORS

We care for your safety



PLATFORM ACCESSIBILITY SYSTEM

A COMPREHENSIVE SOLUTION FOR FULL-HEIGHT PLATFORM SCREEN BARRIER.



CHARACTERISTICS

The MASATS' Platform Accessibility System is a set of screen doors (PSD) employed in Mass Transit Systems such as metros. It consists of a barrier that is installed at the edge of the platform and it is synchronized with the on-board doors of the train.



Subway



Outdoor train

MODULARITY

MASATS offers a modular and customized PSD design directly on the platform. The system's flexibility provides



SAFETY AND RELIABILITY

Safety and reliability are the key objectives of Masats PSD system. It is designed to comply with **SIL2**, **SIL3** or **SIL4** safety levels while maintaining the highest requirements for availability and reliability (RAMS) in accordance with **EN50128** and **EN50129** standards.



capable to adapt to the customer's needs. Several modules can be selected to form an Assembly Unit. This unit can be pre-assembled at factory and installed in many alternatives making the design and installation tasks easier.



DESIGN

The unique and elegant vanguardist design provides a functional facade that can be adapted and customized to the end user needs. Once installed, the PSD facade can accommodate several utilities such as advertising signs, CCTV circuit, First-Aid kits and much more.

TECHNOLOGICAL DEVELOPMENT

The door mechanism is made of a robust leadscrew in combination with an enhanced locking device that maintains the doors locked when closed. Heavy-duty ball cage guides are used to support the door leaves. Power is provided by a brushless motor making the door operation more efficient while reducing the maintenance tasks. Door "LOCKED" and door "CLOSED" positions are detected by dedicated SIL3 switches.



CONTROL SYSTEM



SAFETY LOOP

SET OF SAFETY SWITCHES FORMING THE "SAFETY LOOP" NETWORK. 3 DIFFERENT CONFIGURATIONS: SIL2 / SIL3 / SIL4




PLATFORM DEVICE CONTROL UNIT PDCU

DOOR CONTROL UNIT CAPABLE OF MANAGING 2 INDEPENDENT MOTOR OPERATIONS SIMULTANEOUSLY. SUITABLE FOR "BRUSHED" AND "BRUSHLESS" MOTORS. COMPLIES WITH EN50155 - SIL2 REQUIREMENTS.



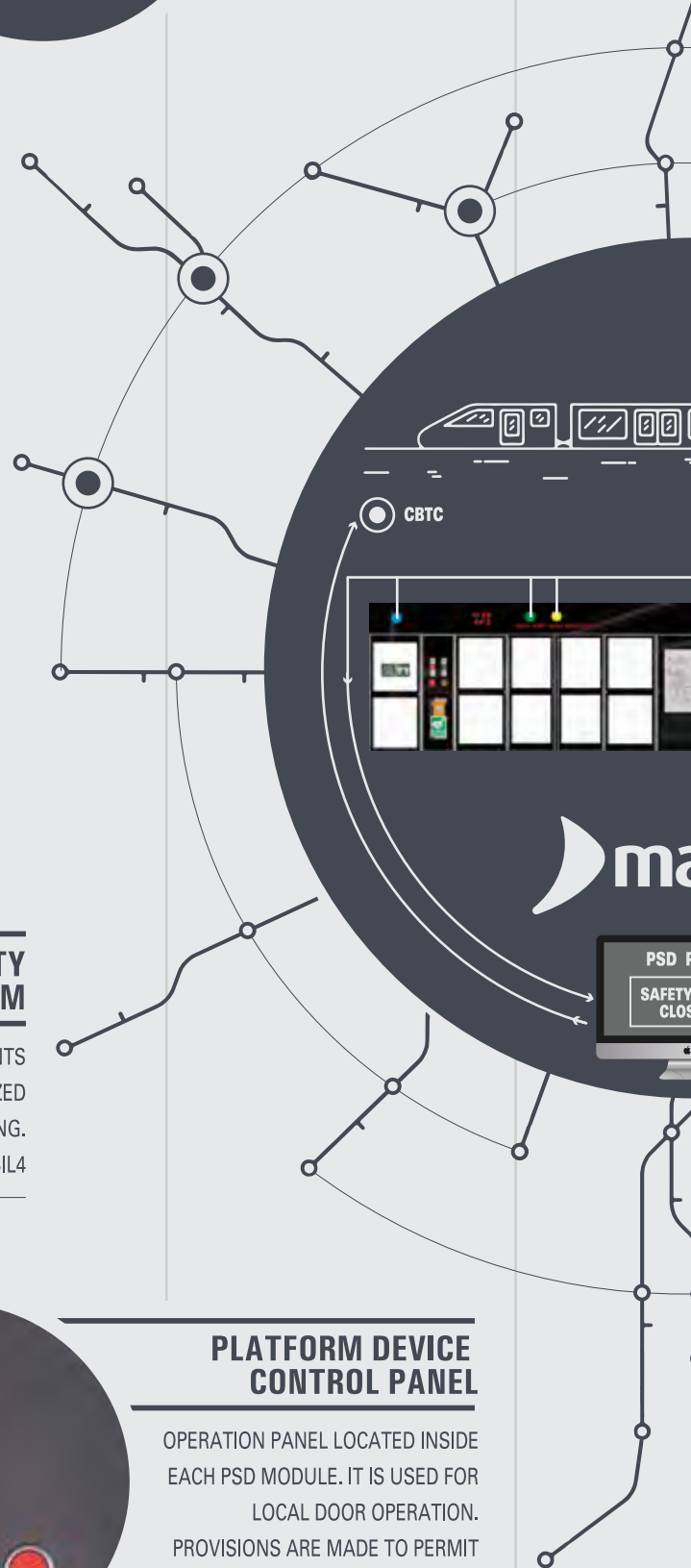
SAFETY MOTION SYSTEM

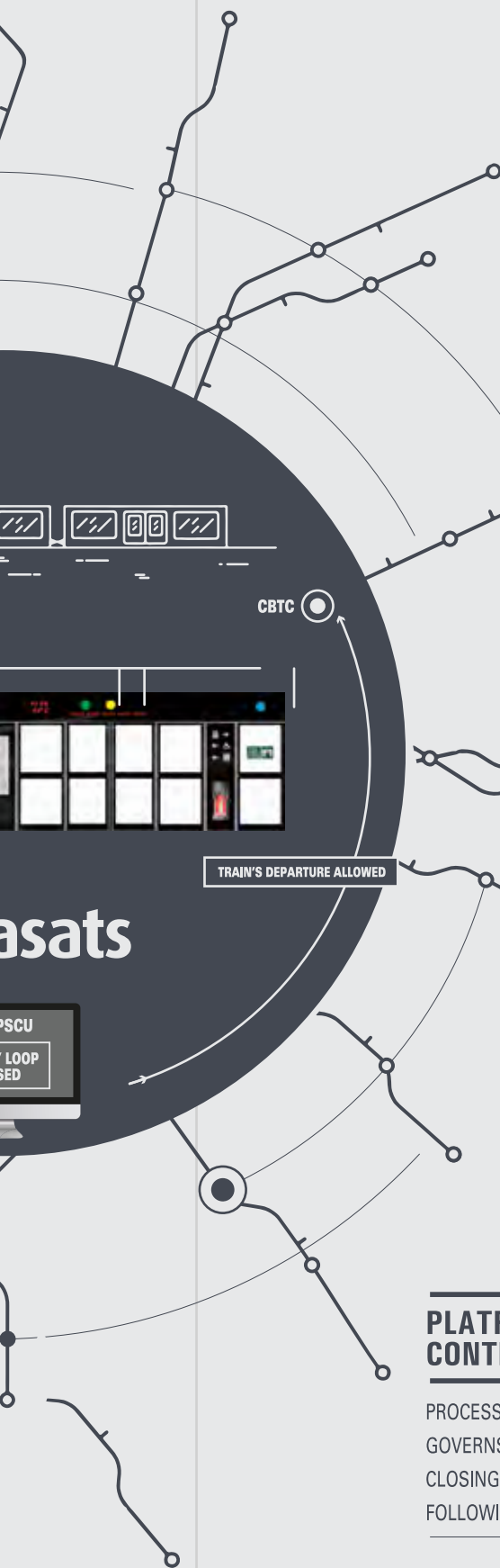
SAFETY SYSTEM THAT PREVENTS ACCIDENTAL/UNAUTHORIZED DOOR OPENING. PROJECTED SAFETY LEVEL: SIL4



PLATFORM DEVICE CONTROL PANEL

OPERATION PANEL LOCATED INSIDE EACH PSD MODULE. IT IS USED FOR LOCAL DOOR OPERATION. PROVISIONS ARE MADE TO PERMIT ACCESS TO AUTHORIZED PERSONNEL ONLY.





PLATFORM SCREEN CONTROL PANEL

OPERATION PANEL LOCATED AT THE END OF EACH PLATFORM. IT ALLOWS MANUAL CONTROL OF ALL THE SCREEN DOORS IN THE PLATFORM WHILE PROVIDING STATUS INFORMATION FOR EACH PSD MODULE AND ITS SUB-SYSTEMS.



INTRUSION DETECTION SYSTEM

SIL2 SAFETY MONITORING SYSTEM THAT DETECTS THE PRESENCE OF PERSONS OR OBJECTS IN THE AREA BETWEEN THE TRAIN AND THE PLATFORM SCREEN DOORS.



SAFETY INTERFACE SYSTEM

INTERFACE GATEWAY BETWEEN THE PSD SIGNALS AND THE RAILWAY SIGNALING SYSTEM.



PLATFORM SCREEN CONTROL UNIT

PROCESS UNIT (PLC) THAT GOVERNS THE OPENING AND CLOSING OPERATIONS OF THE PSD FOLLOWING A LOGICAL SEQUENCE.





DESIGNED TO BE VERSATILE

THE PSD FACADE IS SUITABLE AND READY
TO ACCOMMODATE SEVERAL AUXILIARY
SYSTEMS AND UTILITIES.

1

**CUSTOM
MADE**

2

**BASIC
AND
ESSENTIAL**



Fixed glass module

3

**SYSTEMS
INTEGRATOR**



Digital
Information System



Advertising panel



Waste bin module

4

**THE
INSTALLATION**



EASY



FAST

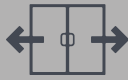
a OVERALL DIMENSIONS



b NEEDS

users train platform

c SELECT CONFIGURATION



Sliding door



Emergency door



PSCP Module- Platform Screen control panel



First-aid module



Emergency module



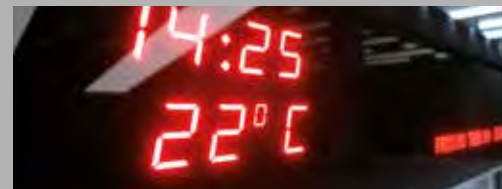
CCTV System



Passenger Information System



Emergency module



FLEXIBLE



MASATS S.A. | Mestre
Alapont, s/n Polígon
Industrial Salelles | 08253
Sant Salvador de Guardiola
(Barcelona) España